



**CHAMPIONS**  
*are made from STEEL*

**Vision Statement**

The vision of The Steel Academy is to inspire students through unique teaching methods that encourage lifelong learning and open doors to the future.

**Sponsor Statement**

Message from the Ohio Department of Education, Office of Ohio School Sponsorship

Ohio Revised Code (ORC)3314.03(D)(2) specifies that the sponsor of school must “monitor and evaluate the academic and fiscal performance and the organization and operation of the community school on at least an annual basis.”

All Ohio community school sponsors must evaluate each school and submit a written report of school academic, financial, organizational performance, and legal compliance to the Ohio Department of Education and make the report available to the parents of students enrolled in the community school.

The Ohio Department of Education, Office of Ohio School Sponsorship evaluates its sponsored schools on the performance of Ohio School Report Card indicators and on performance measures as listed in the school’s community school Contract.

The Office of Ohio School Sponsorship monitors the performance of its sponsored community schools through attendance at governing board meetings, on-site visits and through review of compliance surveys, monthly financial reports, and other reports related to the school’s academic, financial and operational performance to ensure compliance with rule and law.

**Mission Statement**

The mission of The Steel Academy is to inspire all students, including those with learning differences, by maximizing their educational experience through the integration of academics with the visual and performing arts.



**School Administration**



**Troy Powell**  
*Administrator*  
The Steel Academy  
1570 Creighton Ave  
Akron, OH 44310



**School Board**

**Reesa Mathews**  
*President*

**Tiffany Jones**  
*Member*

**Matthew Shaffer**  
*Vice President*

**Heather Skiles**  
*Director*

**Sandra Vandiver**  
*Treasurer*

**Robert Huffman**  
*Director*



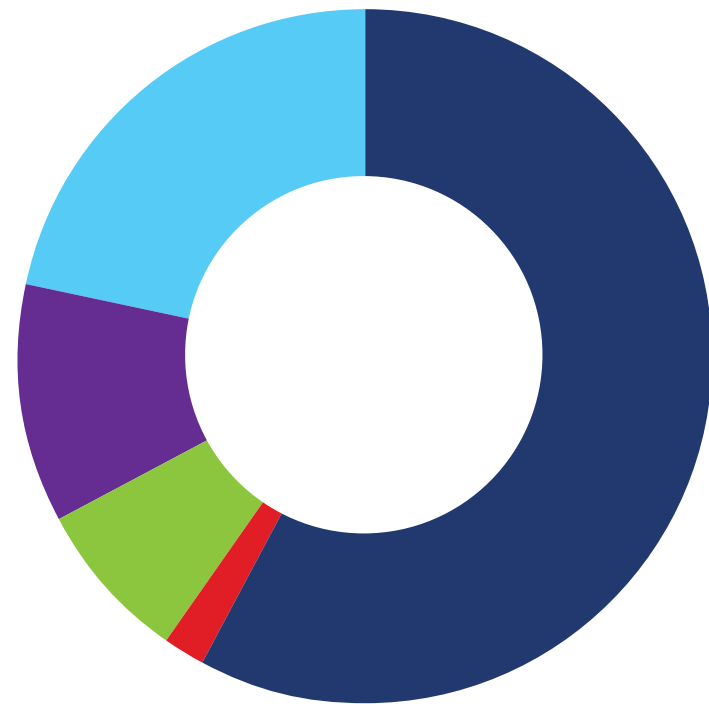
**Financial Statement**

FTE:.....	152
Total Operating Revenues:.....	\$2,038,967
Total Operating Expenditures: .....	\$2,582,573
Total Federal Grants:.....	\$448,411
Total Assets: .....	\$507
Total Liabilities: .....	\$99,345

*Presentation Excludes GASB 68  
Amounts Obtained From June 30, 2023 Board Financial Reports- Unaudited*

## Demographics

### Chart



Demographic Categories	Number of Students	%
● African American . . . . .	82	61.65
● Asian/Pac. Islander . . . . .	1	.75
● Hispanic . . . . .	7	5.26
● American Indian/Native Alaskan . . . . .	0	0
● Multiracial . . . . .	14	10.52
● White, Non-Hispanic . . . . .	29	21.80
● Not Specified . . . . .	0	0

## Attendance

### Rate

**70.7%**

## School

## Achievement

## Highlights

School spirit is the heartbeat of The Steel Academy, and it sparks motivation in every area. Students are proud to call this school home. It has a renowned drumline, complemented by engaging visual and performing arts programming. The faculty and staff are dedicated in mentoring and coaching students to achieve in academics, citizenship and workforce development. The Steel Academy is the school where “Champions are Made of Steel.”

### **New Arts Programs**

The school opened a new Performing Arts Center for The Steel Drum Band.

### **School Events and Extra Curricular Activities**

The Steel Academy promotes academic, artistic and social development through exciting, engaging yearly events. Events this year included the following:

- Basketball Games
- Steel Flag Line
- Homecoming
- Prom
- The Ron Clark Academy Amazing Shake Competition

### **Community Partnerships**

The Steel Academy links with the community to provide wrap-around services for students and parents. This year, the school engaged the following community entities:

- Child Guidance and Family Solutions
- Families First Health Services (Behavioral Health Agency)
- Opportunities for Ohioans with Disabilities (OOD)
- Akron/Canton Food Bank



- University of Akron – Educational Talent Search Program
- Red Oak Behavioral Health
- YMCA Mentoring Program
- Summit DD
- Beyond Expectations Barber College
- Minority Behavioral Health Group

### **New Sports Programs**

Steel added Esports and the Steel Flag Line to the sports program during the 2022-2023 school year.

**Academic Goals**

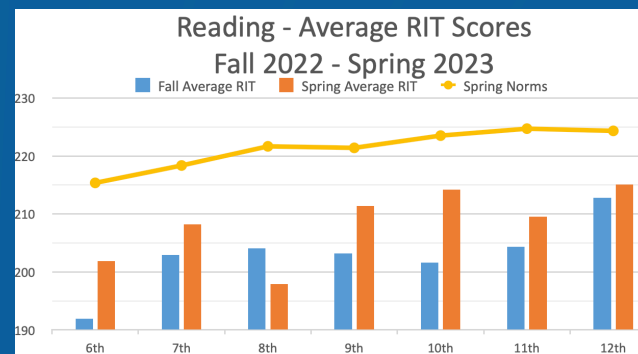
By the end of 2024, teachers/staff will be provided with a formal process for a Professional Learning Community Plan that includes tailored procedures, development, and strategies, that will decrease teacher turnover and increase student achievement by one proficiency level, as measured by MAP RIT score growth.

By the end of the 2023-24 school year, 50% of students will score proficient or better on the ELA and Math state assessments or will demonstrate at least 1.5 years of growth annually on the NWEA Map test for ELA and Math. 50% of K-2 students will move to on-track status on the NWEA Map test for Reading and Math.

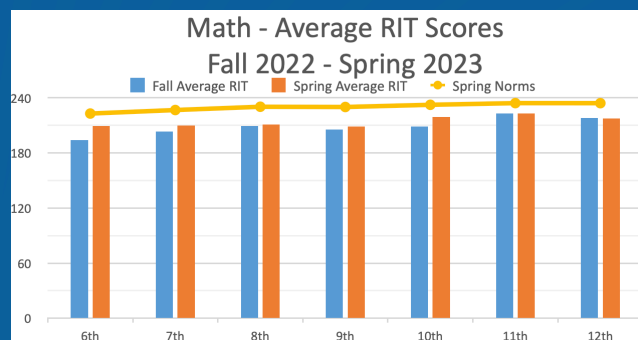
By 2024, the school will create and maintain a comprehensive plan for engaging, students, parents and community partners resulting in an overall attendance percentage of 93% and a decrease in suspensions by 10% and office referrals by 20%.

**Academic Testing**

Steel Reading	Fall Average RIT	Spring Average RIT	Spring Norms
6th	191.9	201.9	215.36
7th	202.9	208.2	218.36
8th	204.1	197.9	221.66
9th	203.2	211.4	221.4
10th	201.6	214.2	223.51
11th	204.3	209.5	224.71
12th	212.8	215.1	224.33



Steel Math	Fall Average RIT	Spring Average RIT	Spring Norms
6th	194	209.5	222.88
7th	203.1	210	226.73
8th	209.4	211.2	230.3
9th	205.6	208.6	230.03
10th	208.5	218.9	232.42
11th	223	223	234.25
12th	217.9	217.4	234.19



**State Report Card**

Ohio School Report Cards

Steel Academy School at a glance

**1.5** Needs significant support to meet state standards

**2022 - 2023 Report Card for Steel Academy**

Districts and schools receive an overall rating of 1 to 5 stars in half-star increments. The overall rating is comprised of five rated components. The College, Career, Workforce and Military Readiness Component is report only and does not contribute to the overall rating on the 2023 Ohio School Report Cards.

<b>Achievement</b> This component represents whether student performance on state tests met established thresholds and how well students performed on tests overall. ★☆☆☆☆ Needs significant support to meet state standards in academic achievement.	<b>Progress</b> This component looks closely at the growth all students are making based on their past performances. ★★☆☆☆ Significant evidence that the school fell short of student growth expectations.	<b>Gap Closing</b> The Gap Closing Component is a measure of the reduction in educational gaps for student subgroups. ★☆☆☆☆ Needs significant support to meet state standards in closing educational gaps.
<b>Performance Index</b> 37.3%	<b>Overall</b>	<b>Annual Performance Goals</b> 0.0%
<b>Graduation</b> The Graduation Component is a measure of the four-year adjusted cohort graduation rate and the five-year adjusted cohort graduation rate. ★☆☆☆☆ Needs significant support to meet state standards in graduation rates. Graduation Rates 60.0% of students graduated in 4 years 83.3% of students graduated in 5 years	<b>Early Literacy</b> The Early Literacy Component is a measure of reading improvement and proficiency for students in kindergarten through third grade. ★★★★★	<b>College, Career, Workforce and Military Readiness</b> This component looks at how well-prepared Ohio's students are for future opportunities, whether training in a technical field or preparing for work or college. Students who are Ready 0.0%
<b>Improving K-3 Literacy</b> NC	<b>Third Grade Reading Proficiency</b> NC	<b>Promotion to Fourth Grade</b> NC





.....  
**1570 Creighton Ave  
Akron, OH 44310  
330-633-1383**

**[www.steelacademyedu.org](http://www.steelacademyedu.org)**

.....  
**f @TheSteelAcademyAkron**